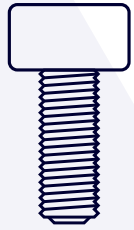
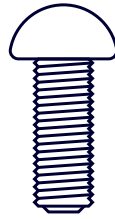


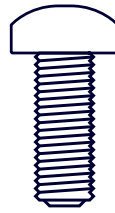
Screw Head Types.




Cap Head



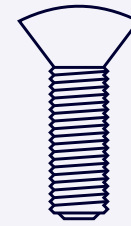
Button Head



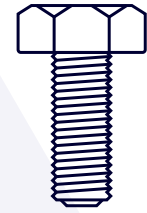
Pan Head



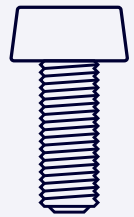
Countersunk
Head



Raised
Countersunk Head




Hexagon Head



Cheese Head



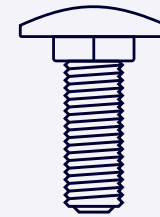
Fillister Head



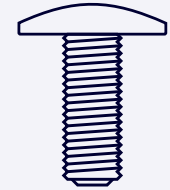
Capstan Head



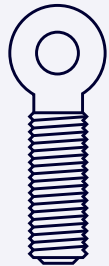
Grub
(Headless)



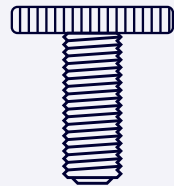
Carriage Head



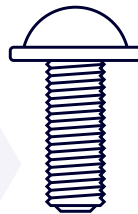
Mushroom
Truss Head




Eye / Hook
Head



Hand Grip
Head



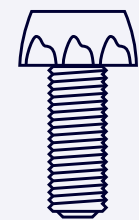
Flanged Head



Shoulder Head



Captive Shaft



Security Head